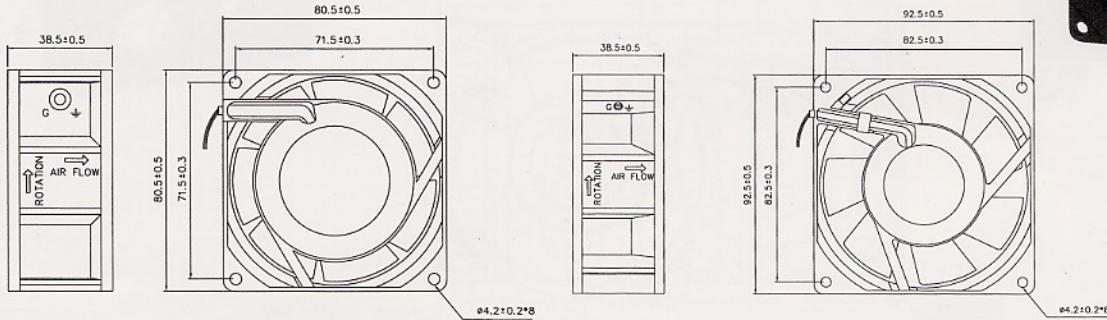



# SIZE: 80x80x38mm · 92x92x38mm

Bearing Type:

Ball / Sleeve Bearing

Leader Wire Or Terminal Is Available



## Specifications

Specifications are subject to change without notice

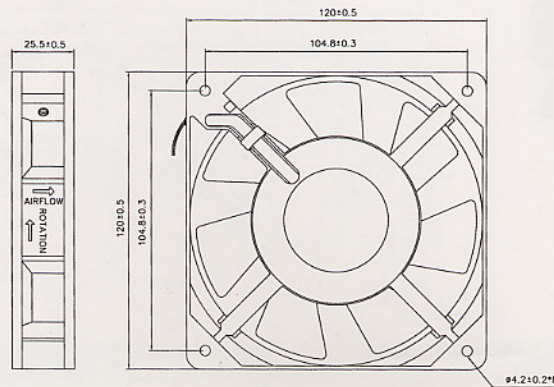

Model No.	Bearing	Rated Voltage Vac	Frequency Hz	Input Current A	Input Power W	Speed R.P.M.	Max. Air Flow CFM	Static Pressure InchAq	Noise dB-A	Weight g
8038HA1SAT(L)	Sleeve	115	50/60	0.10/0.13	6.75/8.98	2300/2800	24.0/29.6	0.11/0.17	25.3/31.6	320
8038HA1BAT	Ball									
8038HA2SAT(L)	Sleeve	230	50/60	0.06/0.07	6.80/8.80	2300/2800	24.0/29.6	0.11/0.17	25.3/31.6	320
8038HA2BAT	Ball									
9238HA1SAT(L)	Sleeve	115	50/60	0.13/0.17	13/17	2600/2700	45.0/55.0	0.16/0.21	37/41	320
9238HA1BAT	Ball									
9238HA2SAT(L)	Sleeve	230	50/60	0.07/0.09	13/17	2600/2700	45.0/55.0	0.16/0.21	37/41	320
9238HA2BAT	Ball									

# SIZE: 120x120x25mm

Bearing Type:

Ball / Sleeve Bearing

Leader Wire Or Terminal Is Available



## Specifications

Specifications are subject to change without notice

Model No.	Bearing	Rated Voltage Vac	Frequency Hz	Input Current A	Input Power W	Speed R.P.M.	Max. Air Flow CFM	Static Pressure InchAq	Noise dB-A	Weight g
1225HA1SAT(L)	Sleeve	115	50/60	0.13/0.18	11/18	2300/2800	60/76	0.11/0.14	40/44	338
1225HA1BAT	Ball									
1225HA2SAT(L)	Sleeve	230	50/60	0.07/0.09	14/19	2300/2800	60/76	0.11/0.14	40/44	338
1225HA2BAT	Ball									